



GOLDBERG BROTHERS

BARN DOOR HARDWARE

BARNFOLD® SIZING TABLE



ORIGINAL (MEDIUM DUTY) BARNFOLD® 2-DOOR CONFIGURATIONS

- To install a Barnfold® Series 2-door system, you must have a minimum of 5" of clear space above the finished opening.
- The two matching doors should be at least as tall as the height of the finished opening.
- The combined width of the two doors should be at least 2" more than the width of the finished opening to allow a wall overlap of at least 1" on each side when the doors are closed. For a completely clear opening when the doors are folded open, the combined width of the two door panels should be at least 6" more than the width of the finished opening, providing a 5" wall overlap on the side where the doors will fold open and a 1" wall overlap on the other side.
- The track should be twice the length of one door panel. If necessary, you can purchase a hardware set with a track longer than you need and have the track custom-cut at our factory.
- Original (Medium Duty) Barnfold® hardware sets are made to fit doors 1¼" to 1⅜" thick. Adapter kits are available for doors 1½" to 1¾" thick.

Use the table below to match the finished opening width with the recommended door panel width and track length. The two columns on the right indicate the catalog numbers of the available 2-door original (medium duty) Barnfold® hardware sets. Hardware sets can also be purchased without track.

BASED ON FINISHED OPENING WIDTH

| door/wall overlap finished opening | 1"+1" wall overlap (up to 4" of stacked doors remain in opening) | 1"+3" wall overlap (up to 2" of stacked doors remain in opening) | CLEAR OPENING 1"+5" wall overlap |
|---------------------------------------|---|---|-------------------------------------|
| 18" | 10" panels, 20" track | 11" panels, 22" track | 12" panels, 24" track |
| 20" | 11" panels, 22" track | 12" panels, 24" track | 13" panels, 26" track |
| 22" | 12" panels, 24" track | 13" panels, 26" track | 14" panels, 28" track |
| 24" | 13" panels, 26" track | 14" panels, 28" track | 15" panels, 30" track |
| 26" | 14" panels, 28" track | 15" panels, 30" track | 16" panels, 32" track |
| 28" | 15" panels, 30" track | 16" panels, 32" track | 17" panels, 34" track |
| 30" | 16" panels, 32" track | 17" panels, 34" track | 18" panels, 36" track |
| 32" | 17" panels, 34" track | 18" panels, 36" track | 19" panels, 38" track |
| 34" | 18" panels, 36" track | 19" panels, 38" track | 20" panels, 40" track |
| 36" | 19" panels, 38" track | 20" panels, 40" track | 21" panels, 42" track |
| 38" | 20" panels, 40" track | 21" panels, 42" track | 22" panels, 44" track |
| 40" | 21" panels, 42" track | 22" panels, 44" track | 23" panels, 46" track |
| 42" | 22" panels, 44" track | 23" panels, 46" track | 24" panels, 48" track |
| 44" | 23" panels, 46" track | 24" panels, 48" track | N/A |
| 46" | 24" panels, 48" track | N/A | N/A |

Select a hardware set below that includes a track with a length equal to or greater than the recommended track length from the table at left. Request a custom cut to the correct length if necessary.

| 2-door MD J-Strap hardware set | 2-door MD Top Mount hardware set |
|--------------------------------------|--|
| 6007M2D24 with 24" track | 6007M2DTM24 with 24" track |
| 6007M2D28 with 28" track | 6007M2DTM28 with 28" track |
| 6007M2D30 with 30" track | 6007M2DTM30 with 30" track |
| 6007M2D32 with 32" track | 6007M2DTM32 with 32" track |
| 6007M2D36 with track 36" | 6007M2DTM36 with track 36" |
| 6007M2D42 with 42" track | 6007M2DTM42 with 42" track |
| 6007M2D48 with 48" track | 6007M2DTM48 with 48" track |

ADDITIONAL TABLE ON THE NEXT PAGE

ORIGINAL (MEDIUM DUTY) BARNFOLD® 2-DOOR CONFIGURATIONS (continued)

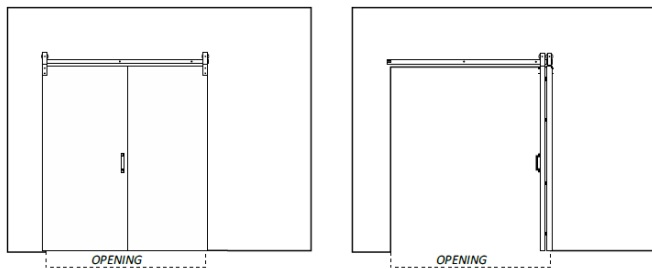
BASED ON DOOR PANEL WIDTH

| door/wall overlap door panel width, track length | 1"+1" wall overlap (up to 4" of stacked doors remain in opening) | 1"+2" wall overlap (up to 3" of stacked doors remain in opening) | 1"+3" wall overlap (up to 2" of stacked doors remain in opening) | 1"+4" wall overlap (up to 1" of stacked doors remain in opening) | CLEAR OPENING 1"+5" wall overlap |
|---|--|--|--|--|--|
| 12" panels, 24" track | 22" opening | 21" opening | 20" opening | 19" opening | 18" opening |
| 13" panels, 26" track | 24" opening | 23" opening | 22" opening | 21" opening | 20" opening |
| 14" panels, 28" track | 26" opening | 25" opening | 24" opening | 23" opening | 22" opening |
| 15" panels, 30" track | 28" opening | 27" opening | 26" opening | 25" opening | 24" opening |
| 16" panels, 32" track | 30" opening | 29" opening | 28" opening | 27" opening | 26" opening |
| 17" panels, 34" track | 32" opening | 31" opening | 30" opening | 29" opening | 28" opening |
| 18" panels, 36" track | 34" opening | 33" opening | 32" opening | 31" opening | 30" opening |
| 19" panels, 38" track | 36" opening | 35" opening | 34" opening | 33" opening | 32" opening |
| 20" panels, 40" track | 38" opening | 37" opening | 36" opening | 35" opening | 34" opening |
| 21" panels, 42" track | 40" opening | 39" opening | 38" opening | 37" opening | 36" opening |
| 22" panels, 44" track | 42" opening | 41" opening | 40" opening | 39" opening | 38" opening |
| 23" panels, 46" track | 44" opening | 43" opening | 42" opening | 41" opening | 40" opening |
| 24" panels, 48" track | 46" opening | 45" opening | 44" opening | 43" opening | 42" opening |

Select a hardware set below that includes a track with a length equal to or greater than the recommended track length from the table at left. Request a custom cut to the correct length if necessary.

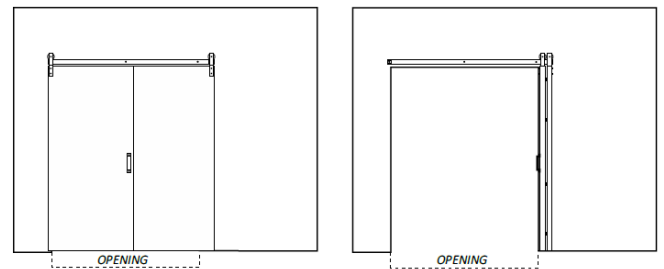
| 2-door MD J-Strap hardware set | 2-door MD Top Mount hardware set |
|--------------------------------|----------------------------------|
| 6007M2D24 with 24" track | 6007M2DTM24 with 24" track |
| 6007M2D28 with 28" track | 6007M2DTM28 with 28" track |
| 6007M2D30 with 30" track | 6007M2DTM30 with 30" track |
| 6007M2D32 with 32" track | 6007M2DTM32 with 32" track |
| 6007M2D36 with track 36" | 6007M2DTM36 with track 36" |
| 6007M2D42 with 42" track | 6007M2DTM42 with 42" track |
| 6007M2D48 with 48" track | 6007M2DTM48 with 48" track |

LESS THAN CLEAR OPENING



The stacked doors will hang over into the opening up to 4" in the fully opened position, with a minimum wall overlap of 1" on each side when fully closed.

CLEAR OPENING



The stacked doors will not hang over into the opening in the fully opened position, with a minimum wall overlap of 5" on the stacking side and 1" on the closing side.



GOLDBERG BROTHERS

BARN DOOR HARDWARE

BARNFOLD® SIZING TABLE



ORIGINAL (MEDIUM DUTY) BARNFOLD® 4-DOOR CONFIGURATIONS

- To install a Barnfold® Series 4-door system, you must have a minimum of 5" of clear space above the finished opening.
- The four matching doors should be at least as tall as the height of the finished opening.
- The combined width of the four doors should be at least 2" more than the width of the finished opening to allow a wall overlap of at least 1" on each side when the doors are closed. For a completely clear opening when the doors are folded open, the combined width of the four door panels should be at least 10" more than the width of the finished opening, providing a 5" wall overlap on each side.
- The track should be four times the length of one door panel. If necessary, you can purchase a hardware set with a track longer than you need and have the track custom-cut at our factory.
- Original (Medium Duty) Barnfold® hardware sets are made to fit doors 1¼" to 1¾" thick. Adapter kits are available for doors 1½" to 1¾" thick.

Use the table below to match the finished opening width with the recommended door panel width and track length. The two columns on the right indicate the catalog numbers of the available 4-door original (medium duty) Barnfold® hardware sets. Hardware sets can also be purchased without track.

BASED ON FINISHED OPENING WIDTH

| door/wall overlap finished opening | 1"+1" wall overlap (up to 4" of each stacked pair of doors remain in opening) | 3"+3" wall overlap (up to 2" of each pair of stacked doors remain in opening) | CLEAR OPENING 5"+5" wall overlap | 4-door MD J-Strap hardware set | 4-door MD Top Mount hardware set |
|---------------------------------------|--|--|--|--------------------------------------|--|
| 38" | 10" panels, 40" track | 11" panels, 44" track | 12" panels, 48" track | 6007M4D48 with 48" track | 6007M4DTM48 with 48" track |
| 42" | 11" panels, 44" track | 12" panels, 48" track | 13" panels, 52" track | 6007M4D56 with 56" track | 6007M4DTM56 with 56" track |
| 46" | 12" panels, 48" track | 13" panels, 52" track | 14" panels, 56" track | 6007M4D60 with 60" track | 6007M4DTM60 with 60" track |
| 50" | 13" panels, 52" track | 14" panels, 56" track | 15" panels, 60" track | 6007M4D64 with 64" track | 6007M4DTM64 with 64" track |
| 54" | 14" panels, 56" track | 15" panels, 60" track | 16" panels, 64" track | 6007M4D72 with track 72" | 6007M4DTM72 with track 72" |
| 58" | 15" panels, 60" track | 16" panels, 64" track | 17" panels, 68" track | 6007M4D84 with 84" track | 6007M4DTM84 with 84" track |
| 62" | 16" panels, 64" track | 17" panels, 68" track | 18" panels, 72" track | 6007M4D96 with 96" track | 6007M4DTM96 with 96" track |
| 66" | 17" panels, 68" track | 18" panels, 72" track | 19" panels, 76" track | N/A | N/A |
| 70" | 18" panels, 72" track | 19" panels, 76" track | 20" panels, 80" track | N/A | N/A |
| 74" | 19" panels, 76" track | 20" panels, 80" track | 21" panels, 84" track | N/A | N/A |
| 78" | 20" panels, 80" track | 21" panels, 84" track | 22" panels, 88" track | N/A | N/A |
| 82" | 21" panels, 84" track | 22" panels, 88" track | 23" panels, 92" track | N/A | N/A |
| 86" | 22" panels, 88" track | 23" panels, 92" track | 24" panels, 96" track | N/A | N/A |
| 90" | 23" panels, 92" track | 24" panels, 96" track | N/A | N/A | N/A |
| 94" | 24" panels, 96" track | N/A | N/A | N/A | N/A |

Select a hardware set below that includes a track with a length equal to or greater than the recommended track length from the table at left. Request a custom cut to the correct length if necessary.

ADDITIONAL TABLE ON THE NEXT PAGE

ORIGINAL (MEDIUM DUTY) BARNFOLD® 4-DOOR CONFIGURATIONS (continued)

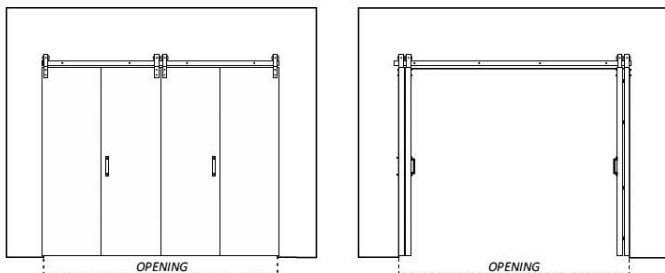
BASED ON DOOR PANEL WIDTH

| door/wall overlap door panel width, track length | 1"+1" wall overlap (up to 4" of stacked doors remain in opening) | 2"+2" wall overlap (up to 3" of stacked doors remain in opening) | 3"+3" wall overlap (up to 2" of stacked doors remain in opening) | 4"+4" wall overlap (up to 1" of stacked doors remain in opening) | CLEAR OPENING 5"+5" wall overlap |
|---|--|--|--|--|--|
| 10" panels, 40" track | 38" opening | 36" opening | 34" opening | 32" opening | 30" opening |
| 11" panels, 44" track | 42" opening | 40" opening | 38" opening | 36" opening | 34" opening |
| 12" panels, 48" track | 46" opening | 44" opening | 42" opening | 40" opening | 38" opening |
| 13" panels, 52" track | 50" opening | 48" opening | 46" opening | 44" opening | 42" opening |
| 14" panels, 56" track | 54" opening | 52" opening | 50" opening | 48" opening | 46" opening |
| 15" panels, 60" track | 58" opening | 56" opening | 54" opening | 52" opening | 50" opening |
| 16" panels, 64" track | 62" opening | 60" opening | 58" opening | 56" opening | 54" opening |
| 17" panels, 68" track | 66" opening | 64" opening | 62" opening | 60" opening | 58" opening |
| 18" panels, 72" track | 70" opening | 68" opening | 66" opening | 64" opening | 62" opening |
| 19" panels, 76" track | 74" opening | 72" opening | 70" opening | 68" opening | 66" opening |
| 20" panels, 80" track | 78" opening | 76" opening | 74" opening | 72" opening | 70" opening |
| 21" panels, 84" track | 82" opening | 80" opening | 78" opening | 76" opening | 74" opening |
| 22" panels, 88" track | 86" opening | 84" opening | 82" opening | 80" opening | 78" opening |
| 23" panels, 92" track | 90" opening | 88" opening | 86" opening | 84" opening | 82" opening |
| 24" panels, 96" track | 94" opening | 92" opening | 90" opening | 88" opening | 86" opening |

Select a hardware set below that includes a track with a length equal to or greater than the recommended track length from the table at left. Request a custom cut to the correct length if necessary.

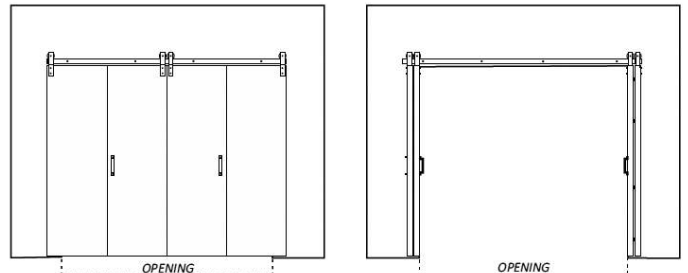
| 4-door MD J-Strap hardware set | 4-door MD Top Mount hardware set |
|--------------------------------|----------------------------------|
| 6007M4D48 with 48" track | 6007M4DTM48 with 48" track |
| 6007M4D56 with 56" track | 6007M4DTM56 with 56" track |
| 6007M4D60 with 60" track | 6007M4DTM60 with 60" track |
| 6007M4D64 with 64" track | 6007M4DTM64 with 64" track |
| 6007M4D72 with track 72" | 6007M4DTM72 with track 72" |
| 6007M4D84 with 84" track | 6007M4DTM84 with 84" track |
| 6007M4D96 with 96" track | 6007M4DTM96 with 96" track |

LESS THAN CLEAR OPENING



The stacked doors will hang over into the opening up to 4" in the fully opened position, with a minimum wall overlap of 1" on each side when fully closed.

CLEAR OPENING



The stacked doors will not hang over into the opening in the fully opened position, with a minimum wall overlap of 5" on each side.



GOLDBERG BROTHERS

BARN DOOR HARDWARE

BARNFOLD® SIZING TABLE



HEAVY DUTY BARNFOLD® HD 2-DOOR CONFIGURATIONS

- To install a Barnfold® Series 2-door system, you must have a minimum of 5" of clear space above the finished opening.
- The two matching doors should be at least as tall as the height of the finished opening.
- The combined width of the two doors should be at least 2" more than the width of the finished opening to allow a wall overlap of at least 1" on each side when the doors are closed. For a completely clear opening when the doors are folded open, the combined width of the two door panels should be at least 6" more than the width of the finished opening, providing a 5" wall overlap on the side where the doors will fold open and a 1" wall overlap on the other side.
- The track should be twice the length of one door panel. If necessary, you can purchase a hardware set with a track longer than you need and have the track custom-cut at our factory.
- Barnfold® HD J-strap hardware sets are made in two sizes to fit doors 1¼" to 1½" thick, or up to 2¼" thick. Barnfold HD top mount hardware sets can be used with most doors least 1⅜" thick.

Use the table below to match the finished opening width with the recommended door panel width and track length. The three columns on the right indicate the catalog numbers of the available 2-door Barnfold® HD hardware sets. Hardware sets can also be purchased without track.

BASED ON FINISHED OPENING WIDTH

| finished opening door/wall overlap | 1"+1" wall overlap (up to 4" of stacked doors remain in opening) | 1"+3" wall overlap (up to 2" of stacked doors remain in opening) | CLEAR OPENING 1"+5" wall overlap |
|---------------------------------------|---|---|-------------------------------------|
| | 12" panels, 24" track | 13" panels, 26" track | |
| 18" | 10" panels, 20" track | 11" panels, 22" track | 14" panels, 28" track |
| 20" | 11" panels, 22" track | 12" panels, 24" track | 15" panels, 30" track |
| 22" | 12" panels, 24" track | 13" panels, 26" track | 16" panels, 32" track |
| 24" | 13" panels, 26" track | 14" panels, 28" track | 17" panels, 34" track |
| 26" | 14" panels, 28" track | 15" panels, 30" track | 18" panels, 36" track |
| 28" | 15" panels, 30" track | 16" panels, 32" track | 19" panels, 38" track |
| 30" | 16" panels, 32" track | 17" panels, 34" track | 20" panels, 40" track |
| 32" | 17" panels, 34" track | 18" panels, 36" track | 21" panels, 42" track |
| 34" | 18" panels, 36" track | 19" panels, 38" track | 22" panels, 44" track |
| 36" | 19" panels, 38" track | 20" panels, 40" track | 23" panels, 46" track |
| 38" | 20" panels, 40" track | 21" panels, 42" track | 24" panels, 48" track |
| 40" | 21" panels, 42" track | 22" panels, 44" track | 25" panels, 50" track |
| 42" | 22" panels, 44" track | 23" panels, 46" track | 26" panels, 52" track |
| 44" | 23" panels, 46" track | 24" panels, 48" track | 27" panels, 54" track |
| 46" | 24" panels, 48" track | 25" panels, 50" track | 28" panels, 56" track |
| 48" | 25" panels, 50" track | 26" panels, 52" track | 29" panels, 58" track |
| 50" | 26" panels, 52" track | 27" panels, 54" track | 30" panels, 60" track |
| 52" | 27" panels, 54" track | 28" panels, 56" track | 31" panels, 62" track |
| 54" | 28" panels, 56" track | 29" panels, 58" track | 32" panels, 64" track |
| 56" | 29" panels, 58" track | 30" panels, 60" track | 33" panels, 66" track |
| 58" | 30" panels, 60" track | 31" panels, 62" track | 34" panels, 68" track |
| 60" | 31" panels, 62" track | 32" panels, 64" track | 35" panels, 70" track |
| 62" | 32" panels, 64" track | 33" panels, 66" track | 36" panels, 72" track |
| 64" | 33" panels, 66" track | 34" panels, 68" track | 37" panels, 74" track |
| 66" | 34" panels, 68" track | 35" panels, 70" track | 38" panels, 76" track |
| 68" | 35" panels, 70" track | 36" panels, 72" track | 39" panels, 78" track |
| 70" | 36" panels, 72" track | 37" panels, 74" track | 40" panels, 80" track |
| 72" | 37" panels, 74" track | 38" panels, 76" track | 41" panels, 82" track |
| 74" | 38" panels, 76" track | 39" panels, 78" track | 42" panels, 84" track |
| 76" | 39" panels, 78" track | 40" panels, 80" track | 43" panels, 86" track |
| 78" | 40" panels, 80" track | 41" panels, 82" track | 44" panels, 88" track |
| 80" | 41" panels, 82" track | 42" panels, 84" track | 45" panels, 90" track |
| 82" | 42" panels, 84" track | 43" panels, 86" track | 46" panels, 92" track |
| 84" | 43" panels, 86" track | 44" panels, 88" track | 47" panels, 94" track |
| 86" | 44" panels, 88" track | 45" panels, 90" track | 48" panels, 96" track |
| 88" | 45" panels, 90" track | 46" panels, 92" track | N/A |
| 90" | 46" panels, 92" track | 47" panels, 94" track | N/A |
| 92" | 47" panels, 94" track | 48" panels, 96" track | |
| 94" | 48" panels, 96" track | N/A | |

Select a hardware set below that includes a track with a length equal to or greater than the recommended track length from the table at left. Request a custom cut to the correct length if necessary.

| 2-door HD J-Strap hardware set | | 2-door HD Top Mount hardware set |
|--------------------------------|---------------------------|----------------------------------|
| 1⅜" to 1½" doors | 2¼" doors | most 1⅜"+ doors |
| 6007H2D24 with 24" track | 6007H52D24 with 24" track | 6007H2DTM24 with 24" track |
| 6007H2D28 with 28" track | 6007H52D28 with 28" track | 6007H2DTM28 with 28" track |
| 6007H2D30 with 30" track | 6007H52D30 with 30" track | 6007H2DTM30 with 30" track |
| 6007H2D32 with 32" track | 6007H52D32 with 32" track | 6007H2DTM32 with 32" track |
| 6007H2D36 with track 36" | 6007H52D36 with track 36" | 6007H2DTM36 with track 36" |
| 6007H2D42 with 42" track | 6007H52D42 with 42" track | 6007H2DTM42 with 42" track |
| 6007H2D48 with 48" track | 6007H52D48 with 48" track | 6007M2DTM48 with 48" track |
| 6007H2D56 with 56" track | 6007H52D56 with 56" track | 6007M2DTM56 with 56" track |
| 6007H2D60 with 60" track | 6007H52D60 with 60" track | 6007M2DTM60 with 60" track |
| 6007H2D64 with 64" track | 6007H52D64 with 64" track | 6007M2DTM64 with 64" track |
| 6007H2D72 with 72" track | 6007H52D72 with 72" track | 6007M2DTM72 with 72" track |
| 6007H2D84 with 84" track | 6007H52D84 with 84" track | 6007M2DTM84 with 84" track |
| 6007H2D96 with 96" track | 6007H52D96 with 96" track | 6007M2DTM96 with 96" track |

ADDITIONAL TABLE ON THE NEXT PAGE

6007IG-SRC_05 1221

HEAVY DUTY BARNFOLD® HD 2-DOOR CONFIGURATIONS (continued)

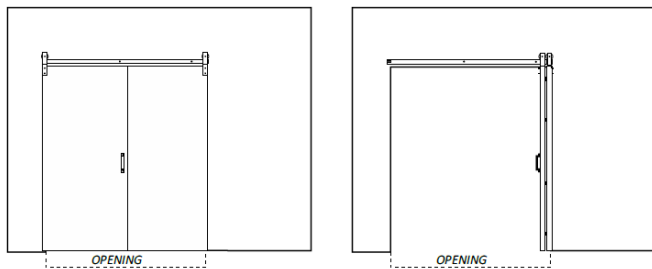
BASED ON DOOR PANEL WIDTH

| panel width, track length | door/wall overlap door | | CLEAR OPENING 1"+5" wall overlap |
|------------------------------|--|--|--|
| | 1"+1" wall overlap (up to 4" of stacked doors remain in opening) | 1"+3" wall overlap (up to 2" of stacked doors remain in opening) | |
| 10" panels, 20" track | 18" opening | 16" opening | 14" opening |
| 11" panels, 22" track | 20" opening | 18" opening | 16" opening |
| 12" panels, 24" track | 22" opening | 20" opening | 18" opening |
| 13" panels, 26" track | 24" opening | 22" opening | 20" opening |
| 14" panels, 28" track | 26" opening | 24" opening | 22" opening |
| 15" panels, 30" track | 28" opening | 25" opening | 23" opening |
| 16" panels, 32" track | 30" opening | 28" opening | 26" opening |
| 17" panels, 34" track | 32" opening | 30" opening | 28" opening |
| 18" panels, 36" track | 34" opening | 32" opening | 30" opening |
| 19" panels, 38" track | 36" opening | 34" opening | 32" opening |
| 20" panels, 40" track | 38" opening | 36" opening | 34" opening |
| 21" panels, 42" track | 40" opening | 38" opening | 36" opening |
| 24" panels, 48" track | 46" opening | 44" opening | 42" opening |
| 28" panels, 56" track | 54" opening | 52" opening | 50" opening |
| 30" panels, 60" track | 58" opening | 56" opening | 54" opening |
| 32" panels, 64" track | 62" opening | 60" opening | 58" opening |
| 34" panels, 68" track | 66" opening | 64" opening | 62" opening |
| 36" panels, 72" track | 70" opening | 68" opening | 66" opening |
| 42" panels, 84" track | 82" opening | 80" opening | 78" opening |
| 48" panels, 96" track | 94" opening | 92" opening | 90" opening |

Select a hardware set below that includes a track with a length equal to or greater than the recommended track length from the table at left. Request a custom cut to the correct length if necessary.

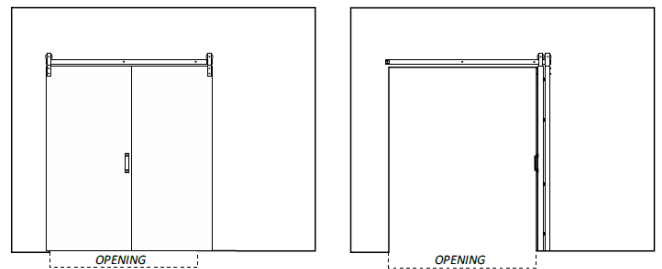
| 2-door HD J-Strap hardware set | | 2-door HD Top Mount hardware set |
|-----------------------------------|------------------------------|--|
| 1¾" to 1¾" doors | 2¼" doors | most 1¾" + doors |
| 6007H2D24 with 24" track | 6007H52D24 with 24" track | 6007H2DTM24 with 24" track |
| 6007H2D28 with 28" track | 6007H52D28 with 28" track | 6007H2DTM28 with 28" track |
| 6007H2D30 with 30" track | 6007H52D30 with 30" track | 6007H2DTM30 with 30" track |
| 6007H2D32 with 32" track | 6007H52D32 with 32" track | 6007H2DTM32 with 32" track |
| 6007H2D36 with track 36" | 6007H52D36 with track 36" | 6007H2DTM36 with track 36" |
| 6007H2D42 with 42" track | 6007H52D42 with 42" track | 6007H2DTM42 with 42" track |
| 6007H2D48 with 48" track | 6007H52D48 with 48" track | 6007M2DTM48 with 48" track |
| 6007H2D56 with 56" track | 6007H52D56 with 56" track | 6007M2DTM56 with 56" track |
| 6007H2D60 with 60" track | 6007H52D60 with 60" track | 6007M2DTM60 with 60" track |
| 6007H2D64 with 64" track | 6007H52D64 with 64" track | 6007M2DTM64 with 64" track |
| 6007H2D72 with 72" track | 6007H52D72 with 72" track | 6007M2DTM72 with 72" track |
| 6007H2D84 with 84" track | 6007H52D84 with 84" track | 6007M2DTM84 with 84" track |
| 6007H2D96 with 96" track | 6007H52D96 with 96" track | 6007M2DTM96 with 96" track |

LESS THAN CLEAR OPENING



The stacked doors will hang over into the opening up to 4" in the fully opened position, with a minimum wall overlap of 1" on each side when fully closed.

CLEAR OPENING



The stacked doors will not hang over into the opening in the fully opened position, with a minimum wall overlap of 5" on the stacking side and 1" on the closing side.



GOLDBERG BROTHERS

BARN DOOR HARDWARE

BARNFOLD® SIZING TABLE



HEAVY DUTY BARNFOLD® HD 4-DOOR CONFIGURATIONS

- To install a Barnfold® Series 4-door system, you must have a minimum of 5" of clear space above the finished opening.
- The four matching doors should be at least as tall as the height of the finished opening.
- The combined width of the four doors should be at least 2" more than the width of the finished opening to allow a wall overlap of at least 1" on each side when the doors are closed. For a completely clear opening when the doors are folded open, the combined width of the four door panels should be at least 10" more than the width of the finished opening, providing a 5" wall overlap on each side.
- The track should be four times the length of one door panel. If necessary, you can purchase a hardware set with a track longer than you need and have the track custom-cut at our factory.
- Barnfold® HD J-strap hardware sets are made in two sizes to fit doors 1¼" to 1½" thick, or up to 2¼" thick. Barnfold HD top mount hardware sets can be used with most doors at least 1½" thick.

Use the table below to match the finished opening width with the recommended door panel width and track length. The three columns on the right indicate the catalog numbers of the available 4-door Barnfold® HD hardware sets. Hardware sets can also be purchased without track.

BASED ON FINISHED OPENING WIDTH

| door/wall overlap finished opening | 1"+1" wall overlap (up to 4" of each stacked pair of doors remain in opening) | 3"+3" wall overlap (up to 2" of each pair of stacked doors remain in opening) | CLEAR OPENING 5"+5" wall overlap |
|---------------------------------------|--|--|-------------------------------------|
| | 38" | 10" panels, 40" track | |
| 42" | 11" panels, 44" track | 12" panels, 48" track | 13" panels, 52" track |
| 46" | 12" panels, 48" track | 13" panels, 52" track | 14" panels, 56" track |
| 50" | 13" panels, 52" track | 14" panels, 56" track | 15" panels, 60" track |
| 54" | 14" panels, 56" track | 15" panels, 60" track | 16" panels, 64" track |
| 58" | 15" panels, 60" track | 16" panels, 64" track | 17" panels, 68" track |
| 62" | 16" panels, 64" track | 17" panels, 68" track | 18" panels, 72" track |
| 66" | 17" panels, 68" track | 18" panels, 72" track | 19" panels, 76" track |
| 70" | 18" panels, 72" track | 19" panels, 76" track | 20" panels, 80" track |
| 74" | 19" panels, 76" track | 20" panels, 80" track | 21" panels, 84" track |
| 78" | 20" panels, 80" track | 21" panels, 84" track | 22" panels, 88" track |
| 82" | 21" panels, 84" track | 22" panels, 88" track | 23" panels, 92" track |
| 86" | 22" panels, 88" track | 23" panels, 92" track | 24" panels, 96" track |
| 90" | 23" panels, 92" track | 24" panels, 96" track | 25" panels, two 50" tracks |
| 94" | 24" panels, 96" track | 25" panels, two 50" tracks | 26" panels, two 52" tracks |
| 98" | 25" panels, two 50" tracks | 26" panels, two 52" tracks | 27" panels, two 54" tracks |
| 102" | 26" panels, two 52" tracks | 27" panels, two 54" tracks | 28" panels, two 56" tracks |
| 106" | 27" panels, two 54" tracks | 28" panels, two 56" tracks | 29" panels, two 58" tracks |
| 110" | 28" panels, two 56" tracks | 29" panels, two 58" tracks | 30" panels, two 60" tracks |
| 114" | 29" panels, two 58" tracks | 30" panels, two 60" tracks | 31" panels, two 62" tracks |
| 118" | 30" panels, two 60" tracks | 31" panels, two 62" tracks | 32" panels, two 64" tracks |
| 122" | 31" panels, two 62" tracks | 32" panels, two 64" tracks | 33" panels, two 66" tracks |
| 126" | 32" panels, two 64" tracks | 33" panels, two 66" tracks | 34" panels, two 68" tracks |
| 130" | 33" panels, two 66" tracks | 34" panels, two 68" tracks | 35" panels, two 70" tracks |
| 134" | 34" panels, two 68" tracks | 35" panels, two 70" tracks | 36" panels, two 72" tracks |
| 138" | 35" panels, two 70" tracks | 36" panels, two 72" tracks | 37" panels, two 74" tracks |
| 142" | 36" panels, two 72" tracks | 37" panels, two 74" tracks | 38" panels, two 76" tracks |
| 146" | 37" panels, two 74" tracks | 38" panels, two 76" tracks | 39" panels, two 78" tracks |
| 150" | 38" panels, two 76" tracks | 39" panels, two 78" tracks | 40" panels, two 80" tracks |
| 154" | 39" panels, two 78" tracks | 40" panels, two 80" tracks | 41" panels, two 82" tracks |
| 158" | 40" panels, two 80" tracks | 41" panels, two 82" tracks | 42" panels, two 84" tracks |
| 162" | 41" panels, two 82" tracks | 42" panels, two 84" tracks | 43" panels, two 86" tracks |
| 166" | 42" panels, two 84" tracks | 43" panels, two 86" tracks | 44" panels, two 88" tracks |
| 170" | 43" panels, two 86" tracks | 44" panels, two 88" tracks | 45" panels, two 90" tracks |
| 174" | 44" panels, two 88" tracks | 45" panels, two 90" tracks | 46" panels, two 92" tracks |
| 178" | 45" panels, two 90" tracks | 46" panels, two 92" tracks | 47" panels, two 94" tracks |
| 182" | 46" panels, two 92" tracks | 47" panels, two 94" tracks | 48" panels, two 96" tracks |
| 186" | 47" panels, two 94" tracks | 48" panels, two 96" tracks | N/A |
| 190" | 48" panels, two 96" tracks | N/A | N/A |

Select a hardware set below that includes a track with a length equal to or greater than the recommended track length from the table at left. Request a custom cut to the correct length if necessary.

| 4-door HD J-Strap hardware set | | 4-door HD Top Mount hardware set |
|--------------------------------|---------------------------------|----------------------------------|
| 1¼" to 1½" doors | 2¼" doors | most 1½"+ doors |
| 6007H4D48 with 48" track | 6007H54D48 with 48" track | 6007H4DTM48 with 48" track |
| 6007H4D56 with 56" track | 6007H54D56 with 56" track | 6007H4DTM56 with 56" track |
| 6007H4D60 with 60" track | 6007H54D60 with 60" track | 6007H4DTM60 with 60" track |
| 6007H4D64 with 64" track | 6007H54D64 with 64" track | 6007H4DTM64 with 64" track |
| 6007H4D72 with track 72" | 6007H54D72 with track 72" | 6007H4DTM72 with track 72" |
| 6007H4D84 with 84" track | 6007H54D84 with 84" track | 6007H4DTM84 with 84" track |
| 6007H4D96 with 96" track | 6007H54D96 with 96" track | 6007M4DTM96 with 96" track |
| 6007H4D112 with two 56" tracks | 6007H54D112 with two 56" tracks | 6007M4DTM112 with two 56" tracks |
| 6007H4D120 with two 60" tracks | 6007H54D120 with two 60" tracks | 6007M4DTM120 with two 60" tracks |
| 6007H4D128 with two 64" tracks | 6007H54D128 with two 64" tracks | 6007M4DTM128 with two 64" tracks |
| 6007H4D144 with two 72" tracks | 6007H54D144 with two 72" tracks | 6007M4DTM144 with two 72" tracks |
| 6007H4D168 with two 84" tracks | 6007H54D168 with two 84" tracks | 6007M4DTM168 with two 84" tracks |
| 6007H4D192 with two 96" tracks | 6007H54D192 with two 96" tracks | 6007M4DTM192 with two 96" tracks |

ADDITIONAL TABLE ON THE NEXT PAGE

6007IG_SRC_07 1221

HEAVY DUTY BARNFOLD® HD 4-DOOR CONFIGURATIONS (continued)

BASED ON DOOR PANEL WIDTH

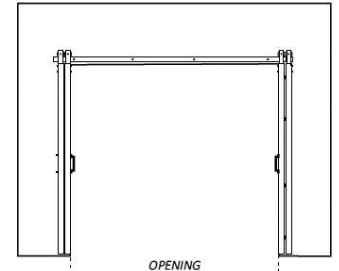
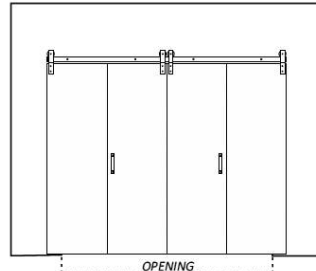
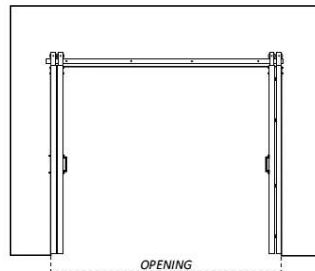
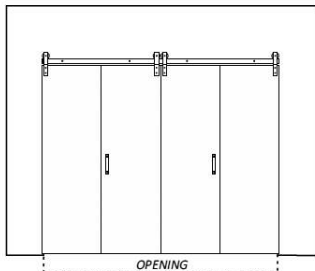
| door panel width, track length | door/wall overlap | 1"+1" wall overlap (up to 4" of stacked doors remain in opening) | 3"+3" wall overlap (up to 2" of stacked doors remain in opening) | CLEAR OPENING 5"+5" wall overlap |
|--------------------------------|-------------------|--|--|-------------------------------------|
| 12" panels, 48" track | | 46" opening | 42" opening | 38" opening |
| 13" panels, 52" track | | 50" opening | 46" opening | 42" opening |
| 14" panels, 56" track | | 54" opening | 50" opening | 46" opening |
| 15" panels, 60" track | | 58" opening | 54" opening | 50" opening |
| 16" panels, 64" track | | 62" opening | 58" opening | 54" opening |
| 17" panels, 68" track | | 66" opening | 62" opening | 58" opening |
| 18" panels, 72" track | | 70" opening | 66" opening | 62" opening |
| 19" panels, 76" track | | 74" opening | 70" opening | 66" opening |
| 20" panels, 80" track | | 78" opening | 74" opening | 70" opening |
| 21" panels, 84" track | | 82" opening | 78" opening | 74" opening |
| 22" panels, 88" track | | 86" opening | 82" opening | 78" opening |
| 23" panels, 92" track | | 90" opening | 86" opening | 82" opening |
| 24" panels, 96" track | | 94" opening | 90" opening | 86" opening |
| 25" panels, two 50" tracks | | 98" opening | 94" opening | 90" opening |
| 26" panels, two 52" tracks | | 102" opening | 98" opening | 94" opening |
| 27" panels, two 54" tracks | | 106" opening | 102" opening | 98" opening |
| 28" panels, two 56" tracks | | 110" opening | 106" opening | 102" opening |
| 29" panels, two 58" tracks | | 114" opening | 110" opening | 106" opening |
| 30" panels, two 60" tracks | | 118" opening | 114" opening | 110" opening |
| 31" panels, two 62" tracks | | 122" opening | 118" opening | 114" opening |
| 32" panels, two 64" tracks | | 126" opening | 122" opening | 118" opening |
| 33" panels, two 66" tracks | | 130" opening | 126" opening | 122" opening |
| 34" panels, two 68" tracks | | 134" opening | 130" opening | 126" opening |
| 35" panels, two 70" tracks | | 138" opening | 134" opening | 130" opening |
| 36" panels, two 72" tracks | | 142" opening | 138" opening | 134" opening |
| 37" panels, two 74" tracks | | 146" opening | 142" opening | 138" opening |
| 38" panels, two 76" tracks | | 150" opening | 146" opening | 142" opening |
| 39" panels, two 78" tracks | | 154" opening | 150" opening | 146" opening |
| 40" panels, two 80" tracks | | 158" opening | 154" opening | 150" opening |
| 41" panels, two 82" tracks | | 162" opening | 158" opening | 154" opening |
| 42" panels, two 84" tracks | | 166" opening | 162" opening | 158" opening |
| 43" panels, two 86" tracks | | 170" opening | 166" opening | 162" opening |
| 44" panels, two 88" tracks | | 174" opening | 170" opening | 166" opening |
| 45" panels, two 90" tracks | | 178" opening | 174" opening | 170" opening |
| 46" panels, two 92" tracks | | 182" opening | 178" opening | 174" opening |
| 47" panels, two 94" tracks | | 186" opening | 182" opening | 178" opening |
| 48" panels, two 96" tracks | | 190" opening | 186" opening | 182" opening |

Select a hardware set below that includes a track with a length equal to or greater than the recommended track length from the table at left. Request a custom cut to the correct length if necessary.

| 4-door HD J-Strap hardware set | | 4-door HD Top Mount hardware set |
|--------------------------------|---------------------------------|----------------------------------|
| 1 3/8" to 1 3/4" doors | 2 1/4" doors | most 1 3/8" + doors |
| 6007H4D48 with 48" track | 6007H54D48 with 48" track | 6007H4DTM48 with 48" track |
| 6007H4D56 with 56" track | 6007H54D56 with 56" track | 6007H4DTM56 with 56" track |
| 6007H4D60 with 60" track | 6007H54D60 with 60" track | 6007H4DTM60 with 60" track |
| 6007H4D64 with 64" track | 6007H54D64 with 64" track | 6007H4DTM64 with 64" track |
| 6007H4D72 with track 72" | 6007H54D72 with track 72" | 6007H4DTM72 with track 72" |
| 6007H4D84 with 84" track | 6007H54D84 with 84" track | 6007H4DTM84 with 84" track |
| 6007H4D96 with 96" track | 6007H54D96 with 96" track | 6007M4DTM96 with 96" track |
| 6007H4D112 with two 56" tracks | 6007H54D112 with two 56" tracks | 6007M4DTM112 with two 56" tracks |
| 6007H4D120 with two 60" tracks | 6007H54D120 with two 60" tracks | 6007M4DTM120 with two 60" tracks |
| 6007H4D128 with two 64" tracks | 6007H54D128 with two 64" tracks | 6007M4DTM128 with two 64" tracks |
| 6007H4D144 with two 72" tracks | 6007H54D144 with two 72" tracks | 6007M4DTM144 with two 72" tracks |
| 6007H4D168 with two 84" tracks | 6007H54D168 with two 84" tracks | 6007M4DTM168 with two 84" tracks |
| 6007H4D192 with two 96" tracks | 6007H54D192 with two 96" tracks | 6007M4DTM192 with two 96" tracks |

LESS THAN CLEAR OPENING

CLEAR OPENING



The stacked doors will hang over into the opening up to 4" in the fully opened position, with a minimum wall overlap of 1" on each side when fully closed.

The stacked doors will not hang over into the opening in the fully opened position, with a minimum wall overlap of 5" on each side.