



# GOLDBERG BROTHERS

## BARN DOOR HARDWARE

# BARNFOLD® SIZING TABLE



### ORIGINAL (MEDIUM DUTY) BARNFOLD® 2-DOOR CONFIGURATIONS

- To install a Barnfold® Series 2-door system, you must have a minimum of 5" of clear space above the finished opening.
- The two matching doors should be at least as tall as the height of the finished opening.
- The combined width of the two doors should be at least 2" more than the width of the finished opening to allow a wall overlap of at least 1" on each side when the doors are closed. For a completely clear opening when the doors are folded open, the combined width of the two door panels should be at least 6" more than the width of the finished opening, providing a 5" wall overlap on the side where the doors will fold open and a 1" wall overlap on the other side.
- The track should be twice the length of one door panel. If necessary, you can purchase a hardware set with a track longer than you need and have the track custom-cut at our factory.
- Original (Medium Duty) Barnfold® hardware sets are made to fit doors 1¼" to 1⅜" thick. Adapter kits are available for doors 1½" to 1¾" thick.

Use the table below to match the finished opening width with the recommended door panel width and track length. The two columns on the right indicate the catalog numbers of the available 2-door original (medium duty) Barnfold® hardware sets. Hardware sets can also be purchased without track.

### BASED ON FINISHED OPENING WIDTH

door/wall overlap finished opening	1"+1" wall overlap (up to 4" of stacked doors remain in opening)	1"+3" wall overlap (up to 2" of stacked doors remain in opening)	CLEAR OPENING 1"+5" wall overlap
18"	10" panels, 20" track	11" panels, 22" track	12" panels, 24" track
20"	11" panels, 22" track	12" panels, 24" track	13" panels, 26" track
22"	12" panels, 24" track	13" panels, 26" track	14" panels, 28" track
24"	13" panels, 26" track	14" panels, 28" track	15" panels, 30" track
26"	14" panels, 28" track	15" panels, 30" track	16" panels, 32" track
28"	15" panels, 30" track	16" panels, 32" track	17" panels, 34" track
30"	16" panels, 32" track	17" panels, 34" track	18" panels, 36" track
32"	17" panels, 34" track	18" panels, 36" track	19" panels, 38" track
34"	18" panels, 36" track	19" panels, 38" track	20" panels, 40" track
36"	19" panels, 38" track	20" panels, 40" track	21" panels, 42" track
38"	20" panels, 40" track	21" panels, 42" track	22" panels, 44" track
40"	21" panels, 42" track	22" panels, 44" track	23" panels, 46" track
42"	22" panels, 44" track	23" panels, 46" track	24" panels, 48" track
44"	23" panels, 46" track	24" panels, 48" track	N/A
46"	24" panels, 48" track	N/A	N/A

Select a hardware set below that includes a track with a length equal to or greater than the recommended track length from the table at left. Request a custom cut to the correct length if necessary.

2-door MD J-Strap hardware set	2-door MD Top Mount hardware set
6007M2D24 with 24" track	6007M2DTM24 with 24" track
6007M2D28 with 28" track	6007M2DTM28 with 28" track
6007M2D30 with 30" track	6007M2DTM30 with 30" track
6007M2D32 with 32" track	6007M2DTM32 with 32" track
6007M2D36 with track 36"	6007M2DTM36 with track 36"
6007M2D40 with track 40"	6007M2DTM40 with track 40"
6007M2D42 with 42" track	6007M2DTM42 with 42" track
6007M2D48 with 48" track	6007M2DTM48 with 48" track

ADDITIONAL TABLE ON THE NEXT PAGE

# ORIGINAL (MEDIUM DUTY) BARNFOLD® 2-DOOR CONFIGURATIONS (continued)

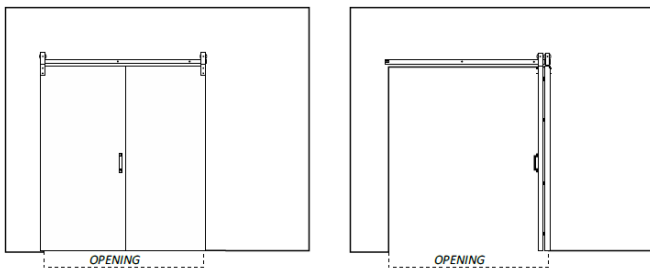
## BASED ON DOOR PANEL WIDTH

door/wall overlap door panel width, track length	1"+1" wall overlap (up to 4" of stacked doors remain in opening)	1"+2" wall overlap (up to 3" of stacked doors remain in opening)	1"+3" wall overlap (up to 2" of stacked doors remain in opening)	1"+4" wall overlap (up to 1" of stacked doors remain in opening)	<b>CLEAR OPENING</b> 1"+5" wall overlap
12" panels, 24" track	22" opening	21" opening	20" opening	19" opening	18" opening
13" panels, 26" track	24" opening	23" opening	22" opening	21" opening	20" opening
14" panels, 28" track	26" opening	25" opening	24" opening	23" opening	22" opening
15" panels, 30" track	28" opening	27" opening	26" opening	25" opening	24" opening
16" panels, 32" track	30" opening	29" opening	28" opening	27" opening	26" opening
17" panels, 34" track	32" opening	31" opening	30" opening	29" opening	28" opening
18" panels, 36" track	34" opening	33" opening	32" opening	31" opening	30" opening
19" panels, 38" track	36" opening	35" opening	34" opening	33" opening	32" opening
20" panels, 40" track	38" opening	37" opening	36" opening	35" opening	34" opening
21" panels, 42" track	40" opening	39" opening	38" opening	37" opening	36" opening
22" panels, 44" track	42" opening	41" opening	40" opening	39" opening	38" opening
23" panels, 46" track	44" opening	43" opening	42" opening	41" opening	40" opening
24" panels, 48" track	46" opening	45" opening	44" opening	43" opening	42" opening

Select a hardware set below that includes a track with a length equal to or greater than the recommended track length from the table at left. Request a custom cut to the correct length if necessary.

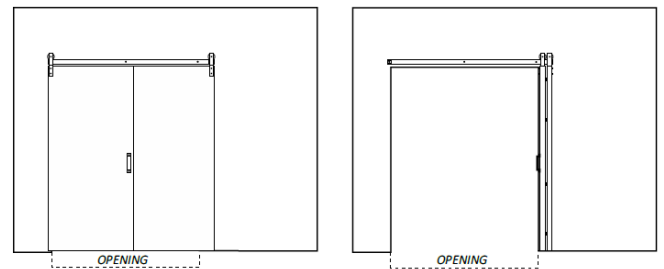
2-door MD J-Strap hardware set	2-door MD Top Mount hardware set
6007M2D24 with 24" track	6007M2DTM24 with 24" track
6007M2D28 with 28" track	6007M2DTM28 with 28" track
6007M2D30 with 30" track	6007M2DTM30 with 30" track
6007M2D32 with 32" track	6007M2DTM32 with 32" track
6007M2D36 with track 36"	6007M2DTM36 with track 36"
6007M2D40 with 40" track	6007M2DTM40 with 40" track
6007M2D42 with 42" track	6007M2DTM42 with 42" track
6007M2D48 with 48" track	6007M2DTM48 with 48" track

### LESS THAN CLEAR OPENING



The stacked doors will hang over into the opening up to 4" in the fully opened position, with a minimum wall overlap of 1" on each side when fully closed.

### CLEAR OPENING



The stacked doors will not hang over into the opening in the fully opened position, with a minimum wall overlap of 5" on the stacking side and 1" on the closing side.



# GOLDBERG BROTHERS

## BARN DOOR HARDWARE

# BARNFOLD® SIZING TABLE



### ORIGINAL (MEDIUM DUTY) BARNFOLD® 4-DOOR CONFIGURATIONS

- To install a Barnfold® Series 4-door system, you must have a minimum of 5" of clear space above the finished opening.
- The four matching doors should be at least as tall as the height of the finished opening.
- The combined width of the four doors should be at least 2" more than the width of the finished opening to allow a wall overlap of at least 1" on each side when the doors are closed. For a completely clear opening when the doors are folded open, the combined width of the four door panels should be at least 10" more than the width of the finished opening, providing a 5" wall overlap on each side.
- The track should be four times the length of one door panel. If necessary, you can purchase a hardware set with a track longer than you need and have the track custom-cut at our factory.
- Original (Medium Duty) Barnfold® hardware sets are made to fit doors 1¼" to 1¾" thick. Adapter kits are available for doors 1½" to 1¾" thick.

Use the table below to match the finished opening width with the recommended door panel width and track length. The two columns on the right indicate the catalog numbers of the available 4-door original (medium duty) Barnfold® hardware sets. Hardware sets can also be purchased without track.

### BASED ON FINISHED OPENING WIDTH

door/wall overlap finished opening	1"+1" wall overlap (up to 4" of each stacked pair of doors remain in opening)	3"+3" wall overlap (up to 2" of each pair of stacked doors remain in opening)	CLEAR OPENING 5"+5" wall overlap	4-door MD J-Strap hardware set	4-door MD Top Mount hardware set
38"	10" panels, 40" track	11" panels, 44" track	12" panels, 48" track	6007M4D48 with 48" track	6007M4DTM48 with 48" track
42"	11" panels, 44" track	12" panels, 48" track	13" panels, 52" track	6007M4D56 with 56" track	6007M4DTM56 with 56" track
46"	12" panels, 48" track	13" panels, 52" track	14" panels, 56" track	6007M4D60 with 60" track	6007M4DTM60 with 60" track
50"	13" panels, 52" track	14" panels, 56" track	15" panels, 60" track	6007M4D64 with 64" track	6007M4DTM64 with 64" track
54"	14" panels, 56" track	15" panels, 60" track	16" panels, 64" track	6007M4D72 with track 72"	6007M4DTM72 with track 72"
58"	15" panels, 60" track	16" panels, 64" track	17" panels, 68" track	6007M4D80 with 80" track	6007M4DTM80 with 80" track
62"	16" panels, 64" track	17" panels, 68" track	18" panels, 72" track	6007M4D84 with 84" track	6007M4DTM84 with 84" track
66"	17" panels, 68" track	18" panels, 72" track	19" panels, 76" track	6007M4D96 with 96" track	6007M4DTM96 with 96" track
70"	18" panels, 72" track	19" panels, 76" track	20" panels, 80" track	N/A	N/A
74"	19" panels, 76" track	20" panels, 80" track	21" panels, 84" track	N/A	N/A
78"	20" panels, 80" track	21" panels, 84" track	22" panels, 88" track	N/A	N/A
82"	21" panels, 84" track	22" panels, 88" track	23" panels, 92" track	N/A	N/A
86"	22" panels, 88" track	23" panels, 92" track	24" panels, 96" track	N/A	N/A
90"	23" panels, 92" track	24" panels, 96" track	N/A	N/A	N/A
94"	24" panels, 96" track	N/A	N/A	N/A	N/A

Select a hardware set below that includes a track with a length equal to or greater than the recommended track length from the table at left. Request a custom cut to the correct length if necessary.

ADDITIONAL TABLE ON THE NEXT PAGE

# ORIGINAL (MEDIUM DUTY) BARNFOLD® 4-DOOR CONFIGURATIONS (continued)

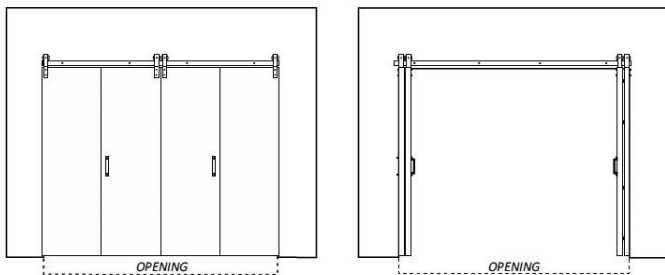
## BASED ON DOOR PANEL WIDTH

door/wall overlap door panel width, track length	1"+1" wall overlap (up to 4" of stacked doors remain in opening)	2"+2" wall overlap (up to 3" of stacked doors remain in opening)	3"+3" wall overlap (up to 2" of stacked doors remain in opening)	4"+4" wall overlap (up to 1" of stacked doors remain in opening)	<b>CLEAR OPENING</b> 5"+5" wall overlap
10" panels, 40" track	38" opening	36" opening	34" opening	32" opening	30" opening
11" panels, 44" track	42" opening	40" opening	38" opening	36" opening	34" opening
12" panels, 48" track	46" opening	44" opening	42" opening	40" opening	38" opening
13" panels, 52" track	50" opening	48" opening	46" opening	44" opening	42" opening
14" panels, 56" track	54" opening	52" opening	50" opening	48" opening	46" opening
15" panels, 60" track	58" opening	56" opening	54" opening	52" opening	50" opening
16" panels, 64" track	62" opening	60" opening	58" opening	56" opening	54" opening
17" panels, 68" track	66" opening	64" opening	62" opening	60" opening	58" opening
18" panels, 72" track	70" opening	68" opening	66" opening	64" opening	62" opening
19" panels, 76" track	74" opening	72" opening	70" opening	68" opening	66" opening
20" panels, 80" track	78" opening	76" opening	74" opening	72" opening	70" opening
21" panels, 84" track	82" opening	80" opening	78" opening	76" opening	74" opening
22" panels, 88" track	86" opening	84" opening	82" opening	80" opening	78" opening
23" panels, 92" track	90" opening	88" opening	86" opening	84" opening	82" opening
24" panels, 96" track	94" opening	92" opening	90" opening	88" opening	86" opening

Select a hardware set below that includes a track with a length equal to or greater than the recommended track length from the table at left. Request a custom cut to the correct length if necessary.

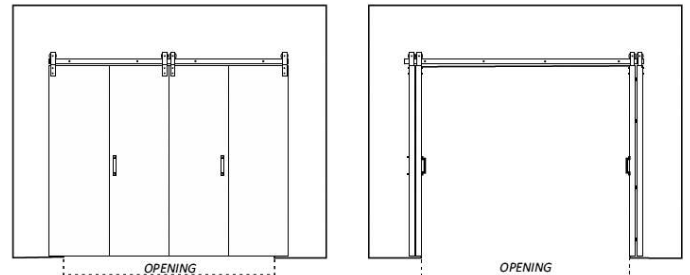
4-door MD J-Strap hardware set	4-door MD Top Mount hardware set
6007M4D48 with 48" track	6007M4DTM48 with 48" track
6007M4D56 with 56" track	6007M4DTM56 with 56" track
6007M4D60 with 60" track	6007M4DTM60 with 60" track
6007M4D64 with 64" track	6007M4DTM64 with 64" track
6007M4D72 with track 72"	6007M4DTM72 with track 72"
6007M4D80 with 80" track	6007M4DTM80 with 80" track
6007M4D84 with 84" track	6007M4DTM84 with 84" track
6007M4D96 with 96" track	6007M4DTM96 with 96" track

### LESS THAN CLEAR OPENING



The stacked doors will hang over into the opening up to 4" in the fully opened position, with a minimum wall overlap of 1" on each side when fully closed.

### CLEAR OPENING



The stacked doors will not hang over into the opening in the fully opened position, with a minimum wall overlap of 5" on each side.



# GOLDBERG BROTHERS

## BARN DOOR HARDWARE

# BARNFOLD® SIZING TABLE



### HEAVY DUTY BARNFOLD® HD 2-DOOR CONFIGURATIONS

- To install a Barnfold® Series 2-door system, you must have a minimum of 5" of clear space above the finished opening.
- The two matching doors should be at least as tall as the height of the finished opening.
- The combined width of the two doors should be at least 2" more than the width of the finished opening to allow a wall overlap of at least 1" on each side when the doors are closed. For a completely clear opening when the doors are folded open, the combined width of the two door panels should be at least 6" more than the width of the finished opening, providing a 5" wall overlap on the side where the doors will fold open and a 1" wall overlap on the other side.
- The track should be twice the length of one door panel. If necessary, you can purchase a hardware set with a track longer than you need and have the track custom-cut at our factory.
- Barnfold® HD J-strap hardware sets are made in two sizes to fit doors 1¼" to 1½" thick, or up to 2¼" thick. Barnfold HD top mount hardware sets can be used with most doors least 1½" thick.

Use the table below to match the finished opening width with the recommended door panel width and track length. The three columns on the right indicate the catalog numbers of the available 2-door Barnfold® HD hardware sets. Hardware sets can also be purchased without track.

### BASED ON FINISHED OPENING WIDTH

finished opening door/wall overlap	1"+1" wall overlap (up to 4" of stacked doors remain in opening)	1"+3" wall overlap (up to 2" of stacked doors remain in opening)	CLEAR OPENING 1"+5" wall overlap
	18"	10" panels, 20" track	
20"	11" panels, 22" track	12" panels, 24" track	13" panels, 26" track
22"	12" panels, 24" track	13" panels, 26" track	14" panels, 28" track
24"	13" panels, 26" track	14" panels, 28" track	15" panels, 30" track
26"	14" panels, 28" track	15" panels, 30" track	16" panels, 32" track
28"	15" panels, 30" track	16" panels, 32" track	17" panels, 34" track
30"	16" panels, 32" track	17" panels, 34" track	18" panels, 36" track
32"	17" panels, 34" track	18" panels, 36" track	19" panels, 38" track
34"	18" panels, 36" track	19" panels, 38" track	20" panels, 40" track
36"	19" panels, 38" track	20" panels, 40" track	21" panels, 42" track
38"	20" panels, 40" track	21" panels, 42" track	22" panels, 44" track
40"	21" panels, 42" track	22" panels, 44" track	23" panels, 46" track
42"	22" panels, 44" track	23" panels, 46" track	24" panels, 48" track
44"	23" panels, 46" track	24" panels, 48" track	25" panels, 50" track
46"	24" panels, 48" track	25" panels, 50" track	26" panels, 52" track
48"	25" panels, 50" track	26" panels, 52" track	27" panels, 54" track
50"	26" panels, 52" track	27" panels, 54" track	28" panels, 56" track
52"	27" panels, 54" track	28" panels, 56" track	29" panels, 58" track
54"	28" panels, 56" track	29" panels, 58" track	30" panels, 60" track
56"	29" panels, 58" track	30" panels, 60" track	31" panels, 62" track
58"	30" panels, 60" track	31" panels, 62" track	32" panels, 64" track
60"	31" panels, 62" track	32" panels, 64" track	33" panels, 66" track
62"	32" panels, 64" track	33" panels, 66" track	34" panels, 68" track
64"	33" panels, 66" track	34" panels, 68" track	35" panels, 70" track
66"	34" panels, 68" track	35" panels, 70" track	36" panels, 72" track
68"	35" panels, 70" track	36" panels, 72" track	37" panels, 74" track
70"	36" panels, 72" track	37" panels, 74" track	38" panels, 76" track
72"	37" panels, 74" track	38" panels, 76" track	39" panels, 78" track
74"	38" panels, 76" track	39" panels, 78" track	40" panels, 80" track
76"	39" panels, 78" track	40" panels, 80" track	41" panels, 82" track
78"	40" panels, 80" track	41" panels, 82" track	42" panels, 84" track
80"	41" panels, 82" track	42" panels, 84" track	43" panels, 86" track
82"	42" panels, 84" track	43" panels, 86" track	44" panels, 88" track
84"	43" panels, 86" track	44" panels, 88" track	45" panels, 90" track
86"	44" panels, 88" track	45" panels, 90" track	46" panels, 92" track
88"	45" panels, 90" track	46" panels, 92" track	47" panels, 94" track
90"	46" panels, 92" track	47" panels, 94" track	48" panels, 96" track
92"	47" panels, 94" track	48" panels, 96" track	N/A
94"	48" panels, 96" track	N/A	N/A

Select a hardware set below that includes a track with a length equal to or greater than the recommended track length from the table at left. Request a custom cut to the correct length if necessary.

2-door HD J-Strap hardware set		2-door HD Top Mount hardware set
1½" to 1¾" doors	2¼" doors	1½" to 2¼" doors
6007H2D24 with 24" track	6007H52D24 with 24" track	6007H02D24 with 24" track
6007H2D28 with 28" track	6007H52D28 with 28" track	6007H02D28 with 28" track
6007H2D30 with 30" track	6007H52D30 with 30" track	6007H02D30 with 30" track
6007H2D32 with 32" track	6007H52D32 with 32" track	6007H02D32 with 32" track
6007H2D36 with 36" track	6007H52D36 with 36" track	6007H02D36 with 36" track
6007H2D40 with 40" track	6007H52D40 with 40" track	6007H02D40 with 40" track
6007H2D42 with 42" track	6007H52D42 with 42" track	6007H02D42 with 42" track
6007H2D48 with 48" track	6007H52D48 with 48" track	6007H02D48 with 48" track
6007H2D56 with 56" track	6007H52D56 with 56" track	6007H02D56 with 56" track
6007H2D60 with 60" track	6007H52D60 with 60" track	6007H02D60 with 60" track
6007H2D64 with 64" track	6007H52D64 with 64" track	6007H02D64 with 64" track
6007H2D72 with 72" track	6007H52D72 with 72" track	6007H02D72 with 72" track
6007H2D84 with 84" track	6007H52D84 with 84" track	6007H02D84 with 84" track
6007H2D96 with 96" track	6007H52D96 with 96" track	6007H02D96 with 96" track

ADDITIONAL TABLE ON THE NEXT PAGE

6007IG\_SRC\_05 0322



# HEAVY DUTY BARNFOLD® HD 2-DOOR CONFIGURATIONS (continued)

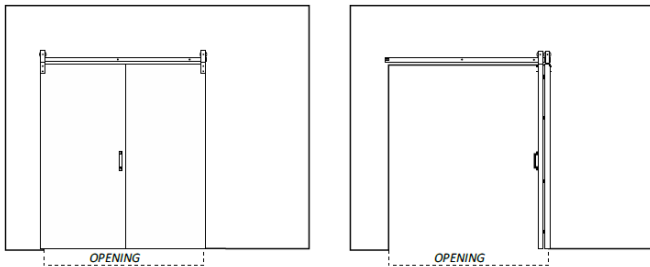
## BASED ON DOOR PANEL WIDTH

door/wall overlap door panel width, track length	1"+1" wall overlap (up to 4" of stacked doors remain in opening)	1"+3" wall overlap (up to 2" of stacked doors remain in opening)	<b>CLEAR OPENING</b> 1"+5" wall overlap
10" panels, 20" track	18" opening	16" opening	14" opening
11" panels, 22" track	20" opening	18" opening	16" opening
12" panels, 24" track	22" opening	20" opening	18" opening
13" panels, 26" track	24" opening	22" opening	20" opening
14" panels, 28" track	26" opening	24" opening	22" opening
15" panels, 30" track	28" opening	25" opening	23" opening
16" panels, 32" track	30" opening	28" opening	26" opening
17" panels, 34" track	32" opening	30" opening	28" opening
18" panels, 36" track	34" opening	32" opening	30" opening
19" panels, 38" track	36" opening	34" opening	32" opening
20" panels, 40" track	38" opening	36" opening	34" opening
21" panels, 42" track	40" opening	38" opening	36" opening
24" panels, 48" track	46" opening	44" opening	42" opening
28" panels, 56" track	54" opening	52" opening	50" opening
30" panels, 60" track	58" opening	56" opening	54" opening
32" panels, 64" track	62" opening	60" opening	58" opening
34" panels, 68" track	66" opening	64" opening	62" opening
36" panels, 72" track	70" opening	68" opening	66" opening
42" panels, 84" track	82" opening	80" opening	78" opening
48" panels, 96" track	94" opening	92" opening	90" opening

Select a hardware set below that includes a track with a length equal to or greater than the recommended track length from the table at left. Request a custom cut to the correct length if necessary.

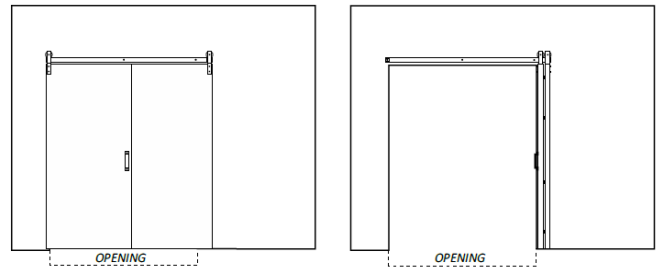
2-door HD J-Strap hardware set		2-door HD Top Mount hardware set
1 3/8" to 1 3/4" doors	2 1/4" doors	1 3/8" to 2 1/4" doors
6007H2D24 with 24" track	6007H52D24 with 24" track	6007H02D24 with 24" track
6007H2D28 with 28" track	6007H52D28 with 28" track	6007H02D28 with 28" track
6007H2D30 with 30" track	6007H52D30 with 30" track	6007H02D30 with 30" track
6007H2D32 with 32" track	6007H52D32 with 32" track	6007H02D32 with 32" track
6007H2D36 with track 36"	6007H52D36 with track 36"	6007H02D36 with track 36"
6007H2D40 with 40" track	6007H52D40 with 40" track	6007H02D40 with 40" track
6007H2D42 with 42" track	6007H52D42 with 42" track	6007H02D42 with 42" track
6007H2D48 with 48" track	6007H52D48 with 48" track	6007H02D48 with 48" track
6007H2D56 with 56" track	6007H52D56 with 56" track	6007H02D56 with 56" track
6007H2D60 with 60" track	6007H52D60 with 60" track	6007H02D60 with 60" track
6007H2D64 with 64" track	6007H52D64 with 64" track	6007H02D64 with 64" track
6007H2D72 with 72" track	6007H52D72 with 72" track	6007H02D72 with 72" track
6007H2D84 with 84" track	6007H52D84 with 84" track	6007H02D84 with 84" track
6007H2D96 with 96" track	6007H52D96 with 96" track	6007H02D96 with 96" track

### LESS THAN CLEAR OPENING



The stacked doors will hang over into the opening up to 4" in the fully opened position, with a minimum wall overlap of 1" on each side when fully closed.

### CLEAR OPENING



The stacked doors will not hang over into the opening in the fully opened position, with a minimum wall overlap of 5" on the stacking side and 1" on the closing side.



# GOLDBERG BROTHERS

## BARN DOOR HARDWARE

# BARNFOLD® SIZING TABLE



### HEAVY DUTY BARNFOLD® HD 4-DOOR CONFIGURATIONS

- To install a Barnfold® Series 4-door system, you must have a minimum of 5" of clear space above the finished opening.
- The four matching doors should be at least as tall as the height of the finished opening.
- The combined width of the four doors should be at least 2" more than the width of the finished opening to allow a wall overlap of at least 1" on each side when the doors are closed. For a completely clear opening when the doors are folded open, the combined width of the four door panels should be at least 10" more than the width of the finished opening, providing a 5" wall overlap on each side.
- The track should be four times the length of one door panel. If necessary, you can purchase a hardware set with a track longer than you need and have the track custom-cut at our factory.
- Barnfold® HD J-strap hardware sets are made in two sizes to fit doors 1¼" to 1½" thick, or up to 2¼" thick. Barnfold HD top mount hardware sets can be used with most doors at least 1½" thick.

Use the table below to match the finished opening width with the recommended door panel width and track length. The three columns on the right indicate the catalog numbers of the available 4-door Barnfold® HD hardware sets. Hardware sets can also be purchased without track.

### BASED ON FINISHED OPENING WIDTH

door/wall overlap finished opening	1"+1" wall overlap (up to 4" of each stacked pair of doors remain in opening)	3"+3" wall overlap (up to 2" of each pair of stacked doors remain in opening)	CLEAR OPENING 5"+5" wall overlap
	38"	10" panels, 40" track	
42"	11" panels, 44" track	12" panels, 48" track	13" panels, 52" track
46"	12" panels, 48" track	13" panels, 52" track	14" panels, 56" track
50"	13" panels, 52" track	14" panels, 56" track	15" panels, 60" track
54"	14" panels, 56" track	15" panels, 60" track	16" panels, 64" track
58"	15" panels, 60" track	16" panels, 64" track	17" panels, 68" track
62"	16" panels, 64" track	17" panels, 68" track	18" panels, 72" track
66"	17" panels, 68" track	18" panels, 72" track	19" panels, 76" track
70"	18" panels, 72" track	19" panels, 76" track	20" panels, 80" track
74"	19" panels, 76" track	20" panels, 80" track	21" panels, 84" track
78"	20" panels, 80" track	21" panels, 84" track	22" panels, 88" track
82"	21" panels, 84" track	22" panels, 88" track	23" panels, 92" track
86"	22" panels, 88" track	23" panels, 92" track	24" panels, 96" track
90"	23" panels, 92" track	24" panels, 96" track	25" panels, two 50" tracks
94"	24" panels, 96" track	25" panels, two 50" tracks	26" panels, two 52" tracks
98"	25" panels, two 50" tracks	26" panels, two 52" tracks	27" panels, two 54" tracks
102"	26" panels, two 52" tracks	27" panels, two 54" tracks	28" panels, two 56" tracks
106"	27" panels, two 54" tracks	28" panels, two 56" tracks	29" panels, two 58" tracks
110"	28" panels, two 56" tracks	29" panels, two 58" tracks	30" panels, two 60" tracks
114"	29" panels, two 58" tracks	30" panels, two 60" tracks	31" panels, two 62" tracks
118"	30" panels, two 60" tracks	31" panels, two 62" tracks	32" panels, two 64" tracks
122"	31" panels, two 62" tracks	32" panels, two 64" tracks	33" panels, two 66" tracks
126"	32" panels, two 64" tracks	33" panels, two 66" tracks	34" panels, two 68" tracks
130"	33" panels, two 66" tracks	34" panels, two 68" tracks	35" panels, two 70" tracks
134"	34" panels, two 68" tracks	35" panels, two 70" tracks	36" panels, two 72" tracks
138"	35" panels, two 70" tracks	36" panels, two 72" tracks	37" panels, two 74" tracks
142"	36" panels, two 72" tracks	37" panels, two 74" tracks	38" panels, two 76" tracks
146"	37" panels, two 74" tracks	38" panels, two 76" tracks	39" panels, two 78" tracks
150"	38" panels, two 76" tracks	39" panels, two 78" tracks	40" panels, two 80" tracks
154"	39" panels, two 78" tracks	40" panels, two 80" tracks	41" panels, two 82" tracks
158"	40" panels, two 80" tracks	41" panels, two 82" tracks	42" panels, two 84" tracks
162"	41" panels, two 82" tracks	42" panels, two 84" tracks	43" panels, two 86" tracks
166"	42" panels, two 84" tracks	43" panels, two 86" tracks	44" panels, two 88" tracks
170"	43" panels, two 86" tracks	44" panels, two 88" tracks	45" panels, two 90" tracks
174"	44" panels, two 88" tracks	45" panels, two 90" tracks	46" panels, two 92" tracks
178"	45" panels, two 90" tracks	46" panels, two 92" tracks	47" panels, two 94" tracks
182"	46" panels, two 92" tracks	47" panels, two 94" tracks	48" panels, two 96" tracks
186"	47" panels, two 94" tracks	48" panels, two 96" tracks	N/A
190"	48" panels, two 96" tracks	N/A	N/A

Select a hardware set below that includes a track with a length equal to or greater than the recommended track length from the table at left. Request a custom cut to the correct length if necessary.

4-door HD J-Strap hardware set		4-door HD Top Mount hardware set
1¼" to 1½" doors	2¼" doors	1½" to 2¼" doors
6007H4D48 with 48" track	6007H54D48 with 48" track	6007H04D48 with 48" track
6007H4D56 with 56" track	6007H54D56 with 56" track	6007H04D56 with 56" track
6007H4D60 with 60" track	6007H54D60 with 60" track	6007H04D60 with 60" track
6007H4D64 with 64" track	6007H54D64 with 64" track	6007H04D64 with 64" track
6007H4D72 with track 72"	6007H54D72 with track 72"	6007H04D72 with track 72"
6007H4D80 with 80" track	6007H54D80 with 80" track	6007H04D80 with 80" track
6007H4D84 with 84" track	6007H54D84 with 84" track	6007H04D84 with 84" track
6007H4D96 with 96" track	6007H54D96 with 96" track	6007H04D96 with 96" track
6007H4D112 with two 56" tracks	6007H54D112 with two 56" tracks	6007H04D112 with two 56" tracks
6007H4D120 with two 60" tracks	6007H54D120 with two 60" tracks	6007H04D120 with two 60" tracks
6007H4D128 with two 64" tracks	6007H54D128 with two 64" tracks	6007H04D128 with two 64" tracks
6007H4D144 with two 72" tracks	6007H54D144 with two 72" tracks	6007H04D144 with two 72" tracks
6007H4D168 with two 84" tracks	6007H54D168 with two 84" tracks	6007H04D168 with two 84" tracks
6007H4D192 with two 96" tracks	6007H54D192 with two 96" tracks	6007H04D192 with two 96" tracks

ADDITIONAL TABLE ON THE NEXT PAGE

6007IG\_SRC\_07 0322

# HEAVY DUTY BARNFOLD® HD 4-DOOR CONFIGURATIONS (continued)

## BASED ON DOOR PANEL WIDTH

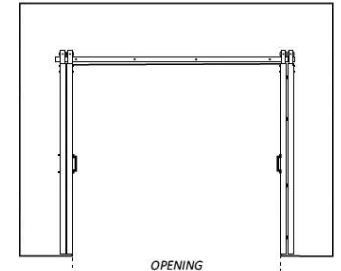
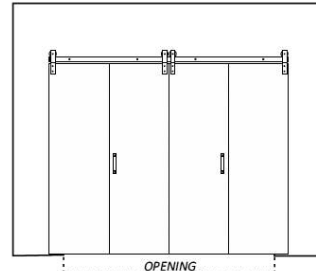
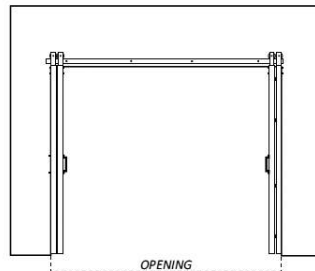
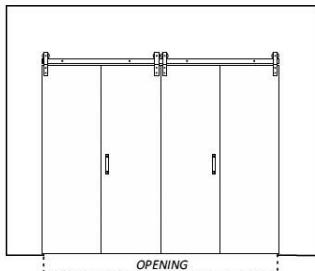
door panel width, track length	door/wall overlap	1"+1" wall overlap (up to 4" of stacked doors remain in opening)	3"+3" wall overlap (up to 2" of stacked doors remain in opening)	CLEAR OPENING 5"+5" wall overlap
12" panels, 48" track		46" opening	42" opening	38" opening
13" panels, 52" track		50" opening	46" opening	42" opening
14" panels, 56" track		54" opening	50" opening	46" opening
15" panels, 60" track		58" opening	54" opening	50" opening
16" panels, 64" track		62" opening	58" opening	54" opening
17" panels, 68" track		66" opening	62" opening	58" opening
18" panels, 72" track		70" opening	66" opening	62" opening
19" panels, 76" track		74" opening	70" opening	66" opening
20" panels, 80" track		78" opening	74" opening	70" opening
21" panels, 84" track		82" opening	78" opening	74" opening
22" panels, 88" track		86" opening	82" opening	78" opening
23" panels, 92" track		90" opening	86" opening	82" opening
24" panels, 96" track		94" opening	90" opening	86" opening
25" panels, two 50" tracks		98" opening	94" opening	90" opening
26" panels, two 52" tracks		102" opening	98" opening	94" opening
27" panels, two 54" tracks		106" opening	102" opening	98" opening
28" panels, two 56" tracks		110" opening	106" opening	102" opening
29" panels, two 58" tracks		114" opening	110" opening	106" opening
30" panels, two 60" tracks		118" opening	114" opening	110" opening
31" panels, two 62" tracks		122" opening	118" opening	114" opening
32" panels, two 64" tracks		126" opening	122" opening	118" opening
33" panels, two 66" tracks		130" opening	126" opening	122" opening
34" panels, two 68" tracks		134" opening	130" opening	126" opening
35" panels, two 70" tracks		138" opening	134" opening	130" opening
36" panels, two 72" tracks		142" opening	138" opening	134" opening
37" panels, two 74" tracks		146" opening	142" opening	138" opening
38" panels, two 76" tracks		150" opening	146" opening	142" opening
39" panels, two 78" tracks		154" opening	150" opening	146" opening
40" panels, two 80" tracks		158" opening	154" opening	150" opening
41" panels, two 82" tracks		162" opening	158" opening	154" opening
42" panels, two 84" tracks		166" opening	162" opening	158" opening
43" panels, two 86" tracks		170" opening	166" opening	162" opening
44" panels, two 88" tracks		174" opening	170" opening	166" opening
45" panels, two 90" tracks		178" opening	174" opening	170" opening
46" panels, two 92" tracks		182" opening	178" opening	174" opening
47" panels, two 94" tracks		186" opening	182" opening	178" opening
48" panels, two 96" tracks		190" opening	186" opening	182" opening

Select a hardware set below that includes a track with a length equal to or greater than the recommended track length from the table at left. Request a custom cut to the correct length if necessary.

4-door HD J-Strap hardware set		4-door HD Top Mount hardware set
1 3/8" to 1 3/4" doors	2 1/4" doors	1 3/8" to 2 1/4" doors
6007H4D48 with 48" track	6007H54D48 with 48" track	6007H04D48 with 48" track
6007H4D56 with 56" track	6007H54D56 with 56" track	6007H04D56 with 56" track
6007H4D60 with 60" track	6007H54D60 with 60" track	6007H04D60 with 60" track
6007H4D64 with 64" track	6007H54D64 with 64" track	6007H04D64 with 64" track
6007H4D72 with track 72"	6007H54D72 with track 72"	6007H04D72 with track 72"
6007H4D80 with 80" track	6007H54D80 with 80" track	6007H04D80 with 80" track
6007H4D84 with 84" track	6007H54D84 with 84" track	6007H04D84 with 84" track
6007H4D96 with 96" track	6007H54D96 with 96" track	6007H04D96 with 96" track
6007H4D112 with two 56" tracks	6007H54D112 with two 56" tracks	6007H04D112 with two 56" tracks
6007H4D120 with two 60" tracks	6007H54D120 with two 60" tracks	6007H04D120 with two 60" tracks
6007H4D128 with two 64" tracks	6007H54D128 with two 64" tracks	6007H04D128 with two 64" tracks
6007H4D144 with two 72" tracks	6007H54D144 with two 72" tracks	6007H04D144 with two 72" tracks
6007H4D168 with two 84" tracks	6007H54D168 with two 84" tracks	6007H04D168 with two 84" tracks
6007H4D192 with two 96" tracks	6007H54D192 with two 96" tracks	6007H04D192 with two 96" tracks

### LESS THAN CLEAR OPENING

### CLEAR OPENING



The stacked doors will hang over into the opening up to 4" in the fully opened position, with a minimum wall overlap of 1" on each side when fully closed.

The stacked doors will not hang over into the opening in the fully opened position, with a minimum wall overlap of 5" on each side.